



The Learning Portfolio: Year One

Catherine Swanson,
McMaster University

Jon Kruithof,
McMaster University

Where Are You At?

- A) What's an ePortfolio?
- B) We use it, this is our first year
- C) We've used it between one and three years
- D) We've used it for more than three years

If you use ePortfolio, is it used?

- A) Campus wide
- B) Program wide
- C) Course-based
- D) Co-curricular only
- E) In some other way

A Brief History of the Learning Portfolio

- A response to President Patrick Deane's University wide initiative: "Forward With Integrity"
- **Aim:** document curricular, co-curricular & community learning and the relationship between these
- Help students answer:
 "What am I learning at McMaster?" and
 "Why am I learning this? "

Our Goals

- Every student to create a learning portfolio
- Promote more personalized, deeper student learning experience
- Thoughtful integration of classroom & co-curricular learning with personal goals
- Student reflection on value of their learning
- Enhance preparation for life-long success

Our First Steps

- lead appointed by President Deane
- strike a cross-campus working group
- name change to **‘Learning Portfolio’**
 - language management > edit English (CDN)
 - search for “eportfolio” & manually edit each entry
- configure the tool
 - turn off ability to add grades to your portfolio
 - add disclaimer to bottom of all portfolios

Building Capacity

Summer 2013

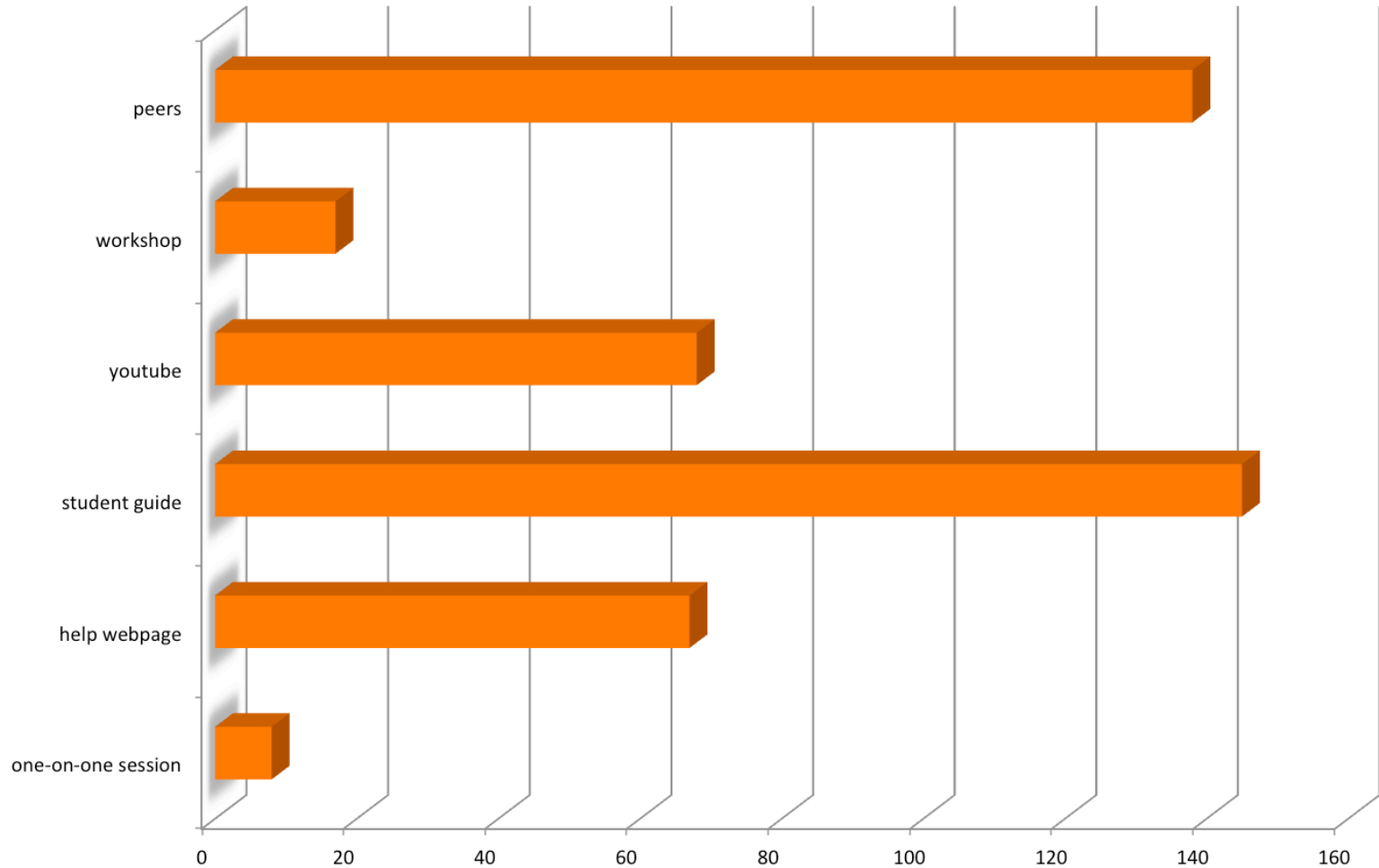
- Faculty presentations/symposium/workshops
- In-class workshops for students
- One-to-One faculty support
- created 21 PDF documents; 7 student video tutorials
- MIETL and SSC collaboration

Which form of support do you think was used most often?

- A) e-Mail/Phone call to support line
- B) PDF
- C) YouTube videos
- D) Faculty
- E) Other

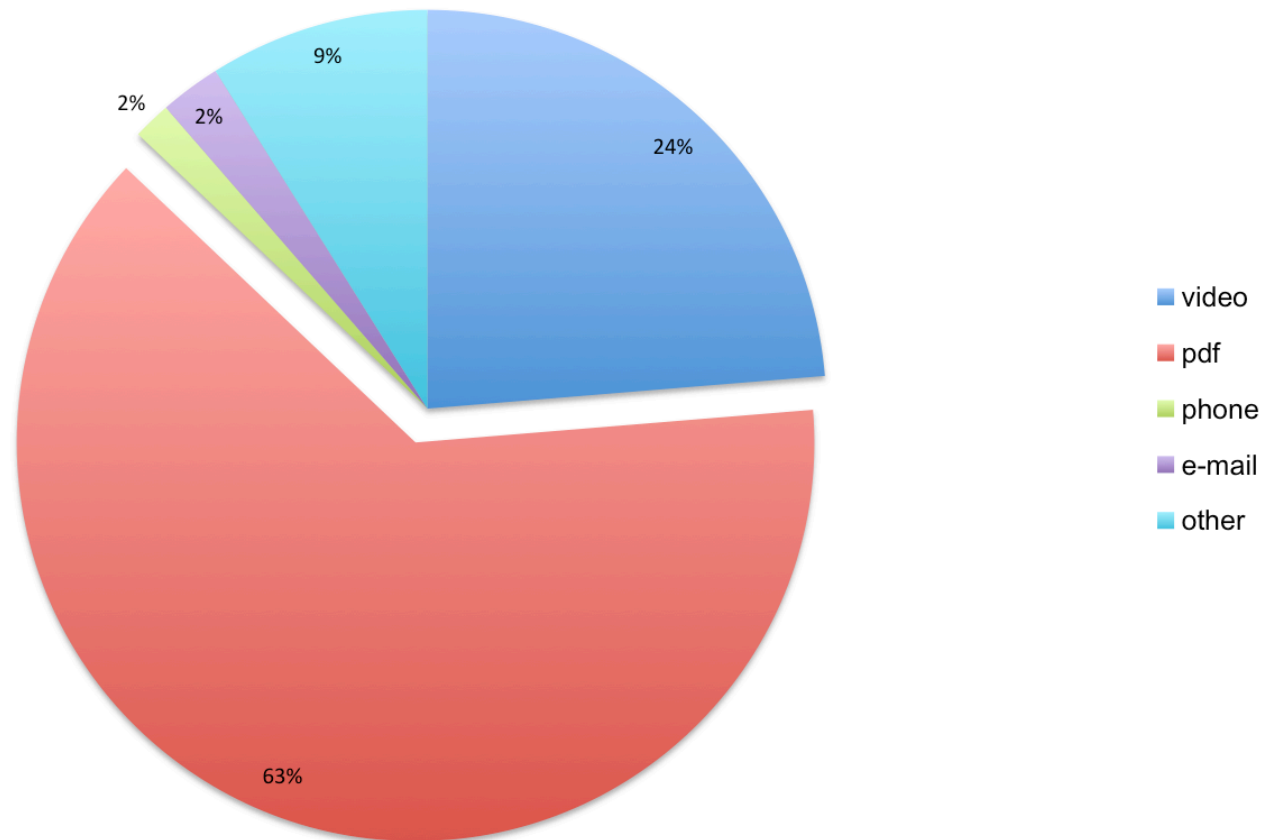
Supports Actually Used...

Supports Used (n=359)



Supports Actually Used...

Preferred Method of Support (n=358)



Building Capacity

Fall 2013

- LP pushed to 25,000 users
- ‘Student Guide to Learning Portfolio’ ebook
- additional 2 PDFs; 3 videos created for students & faculty
- 15 documented courses used LP

Building Capacity

Winter 2014

- sample LP presentation pushed to students
- hosted ePortfolio visiting scholar
- established ePortfolio regional working group
- ***Learning Portfolio Summit***
 - guest speaker, faculty panel, student panel
- ***Learning Technologies Symposium***
- formed cross-institutional ePortfolio working group
- Associate Deans, faculty champions

Building Capacity

Spring/Summer 2014

- appointment of Learning Portfolios Program Manager
- 4 SoTL LP research projects underway
- Introduction of LP at Welcome Week
- Intro video created by students for students
- Dissemination at conferences
- LP Fellows program

How Is It Being Used?

- **Courses** – individual instructors from all faculties are using LPs in their own courses
- **Programs** – a few programs establish student LPs in year one to be carried through to graduation
- **Faculties** – 1st year mandatory Foundations courses implement & prepare students for LP use

How Is It Being Used?

Student Success Programs

- close partnership with SSC and MSU
- integration of LPs into existing programming (e.g. service learning, exchange students)
- encouragement for independent use
- one-to-one consultations & support

Learning Goals

- built a custom Widget
- home page – “Set Your Learning Goals”
 - (SMART approach)
 - plan to achieve
 - progress
- ~750 goals entered and tracked by students throughout semester

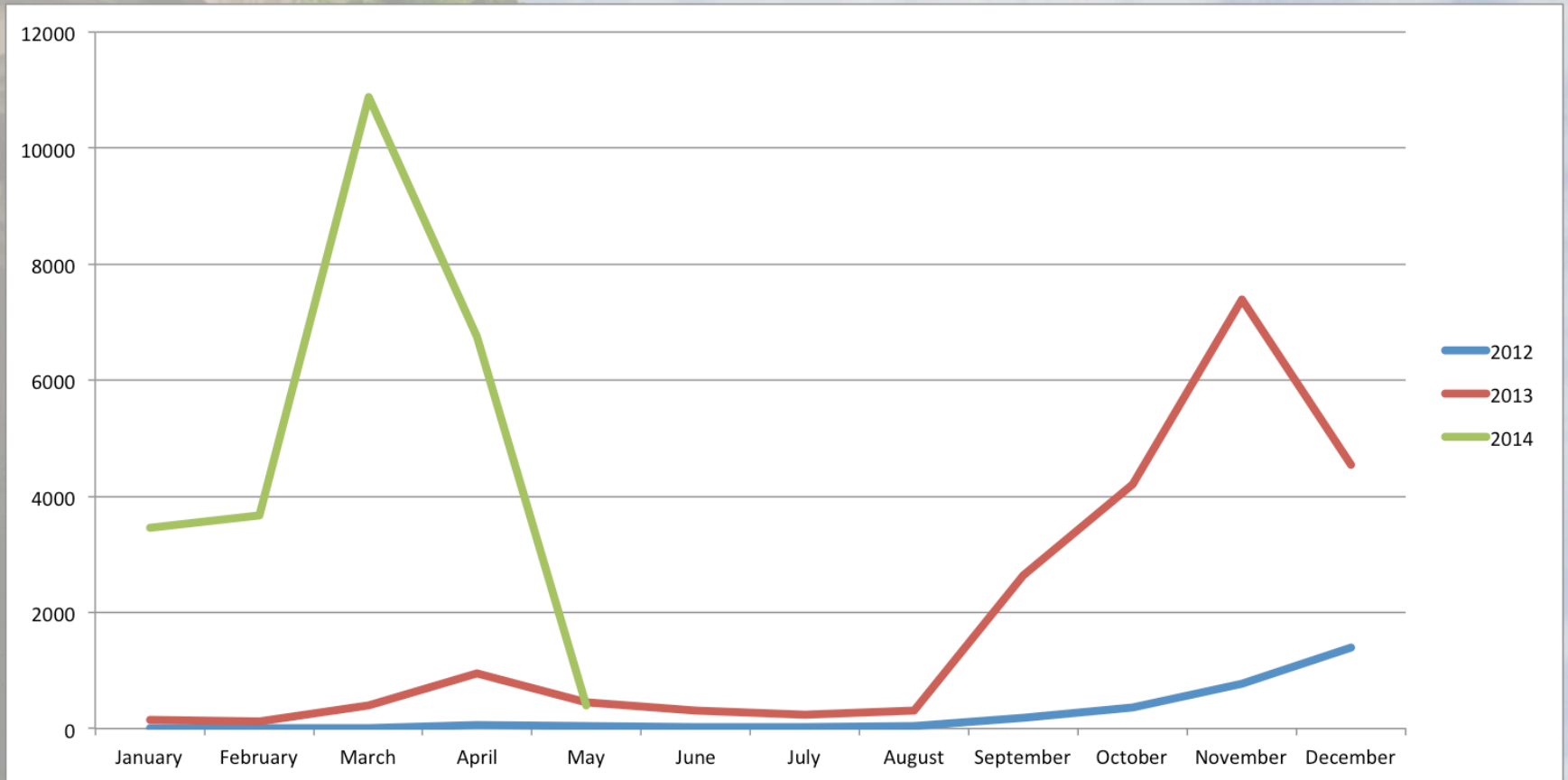
Critical Incident/Reflective Forms

- developed reflection forms in the system based on:
- ***Critical Incident Questionnaire***
(Brookfield 1995)
- ***“What? So What? Now What?”***
- (Rolfe et al., 2001)
- available to every user from the org level

Learning Prompts

- ***Prompt #1***
- “Meeting new people and networking are essential skills for success in University and beyond. Who did you meet during Welcome Week? Who made an impression on you? Document your thoughts in your learning portfolio. What was surprising to you? What was interesting? How did it make you feel? Remember, you can use words, images, or video to do this! Use your learning portfolio to track your path to success!”

Use Throughout First Year



LP Bootcamp

- annual 1 day interactive workshop
- learning and development opportunity for faculty to plan LP use
 - Year 1 – 28 faculty
 - Year 2 – 45 faculty
- engaged support staff in development

LP Showcase

- annual Showcase of student LP work
- attended and introduced by President Deane
- Guest speaker
- faculty panel; student panel; Q & A
- students invited to present and discuss their LP journey

Next Steps...

- Student Mentorship
- Community of Practice
- LP Fellows Program
- Research

Questions?

Catherine Swanson
Learning Portfolio Program Manager
swanson@mcmaster.ca

Jon Kruithof
Learning Technologies Analyst
kruithj@mcmaster.ca